



Technical data

required space	clearance	grinding width	table width	grinding motor	grinding tool diameter	traverse drive speeds
•length = grinding length+A •width •height (mm)	•height •width (mm)	(mm)	•EL •ELD •PL (mm)	kW (PS)	(mm)	•Servo (m/min)
•A 2300 • 1800 • 2150	•170/200 •450	•400	•200/250 •150 •300	15 - 30 (20 - 40)	•bis 450	•0,02 - 30

grinding tolerance $\pm 0,005$ mm/m

Machine construction

- 1 machine bed**, welding construction in celle design
- 2 guideways**, hardened and ground way bands alternative hardened and ground bolted- on ways
- 3 machine table**, sturdy construction as fixed chuck (PL) or electromagnetic rotating chuck (EL) or electromagnetic-double-chucks (ELD) with adjustment and clamping device
- 4 grinding carriage**, cast iron construction with anti-lift rolls, support guiding with tapered gibs
- 5 downfeed system**, for grinding tool, ballbearing screw and nut system, impulse feed with digital display, rapid positioning
- 6 grindingmotor** with strong hollow shaft and high precision bearings, tiltable for cross and radial grinding
- 7 grinding tools**, ring wheels, segmental heads, diamond and CBN wheels
- 8 traverse drive**, AC servo drives variable adjustable
- 9 coolant water** through the hollow motorshaft and from the sides, filtration cleaning
- 10 electric cabinet**, separate installed

All data can be changed based to the individual requirements

different specifications steps to automation

- ▶ magnetic quickchange device for grinding wheels
- ▶ electronic demag units
- ▶ stepless variable grinding motors
- ▶ automatic sizing units with wheel wear compensation
- ▶ Program controls for automatic grinding cycles
- ▶ Pendulum and creep feed grinding
- ▶ NC and CNC-Controls
- ▶ multiple chuck arrangements
- ▶ special fixturing
- ▶ two stationary grinding
- ▶ grinding vapour extraction units
- ▶ handling systems

Our further manufacturing program



- ▶ Vertical long-table surface grinders, profile grinders grinding motor capacity of 2 to 350 kW grinding lengths of 900 to 15000 mm grinding widths up to 2000 mm
- ▶ Horizontal long-table surface grinders, profile grinders grinding motor capacity of 10 to 60 kW grinding lengths of 900 to 15000 mm grinding widths up to 2000 mm
- ▶ Vertical rotary-table surface grinders grinding motor capacity up to 250 kW grinding diameter up to 1500 mm
- ▶ Horizontal rotary-table surface grinders and circular blade grinding machines grinding motor capacity of 0,5 to 50 kW grinding diameter up to 1800 mm
- ▶ Roll grinding machines grinding motor capacity of 3 to 50 kW roll diameter up to 1000 mm roll lengths up to 6000 mm
- ▶ Face (end) grinding machines grinding motor capacity from 10 to 50 kW angles up to 50°
- ▶ Handling systems and robots with and without CNC are steps of automation to increase output and to be more economic for all machine types.



Precision-Grinding Machines G 65
• Surface • Knives • Production

Göckel

Gustav Göckel Maschinenfabrik GmbH • D-64293 Darmstadt
Phone: +49 (0) 61 51/8 83 36-0 • Fax: +49 (0) 61 51/8 83 36-70 • e-mail: info@g-goeckel.de • www.g-goeckel.de



G 65

Modern and cost-effective grinding with the Göckel system

Our company has one hundred years tradition in mechanical engineering and has specialized in precision grinding machines for decades.

We offer you innovation for your production with our proven GÖCKEL system.




View to the illuminated grinding area



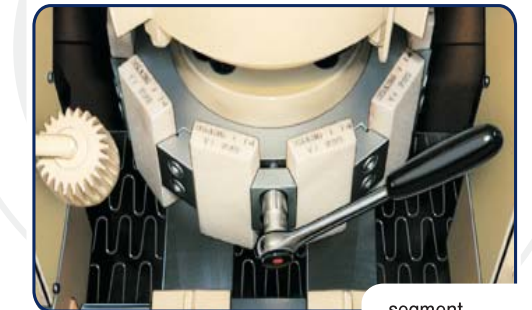
electro magnetic (ELD) double chucks



electro magnetic clamping (EL)



magnetic separator combined with paperbandfilter



segment-change-station



GB 65 / U 65/350 EL


Combined machine with two grinding heads type GB65/U65 EL for segmental and peripheral grinding. 11 axis CNC-controlled. Grinding length 17 000 mm, bedlength 20 m

GB 65 EL

Precision grinding machine type GB 65 EL with Marposs in-process ganging as well as accordion bellow bed cover.



GB 65 EL with grindingattachment



cup wheel grinding-attachment



peripheral grinding-attachment



NC-operator panel control



G 65 EL

Precision grinding machine with operator panel and controlled down feed Axis